

**DESCRIPTION:**

- A screw-in cartridge, needle valve.
- Close with clockwise rotation of Flow Adjustment Hex.
- Open with counterclockwise rotation of Flow Adjustment Hex.
- Snub Needle with 3/4" Hex Packing Nut.
- Fits Doering C-8542 Cavity ( 10-2 Industry-common cavity)

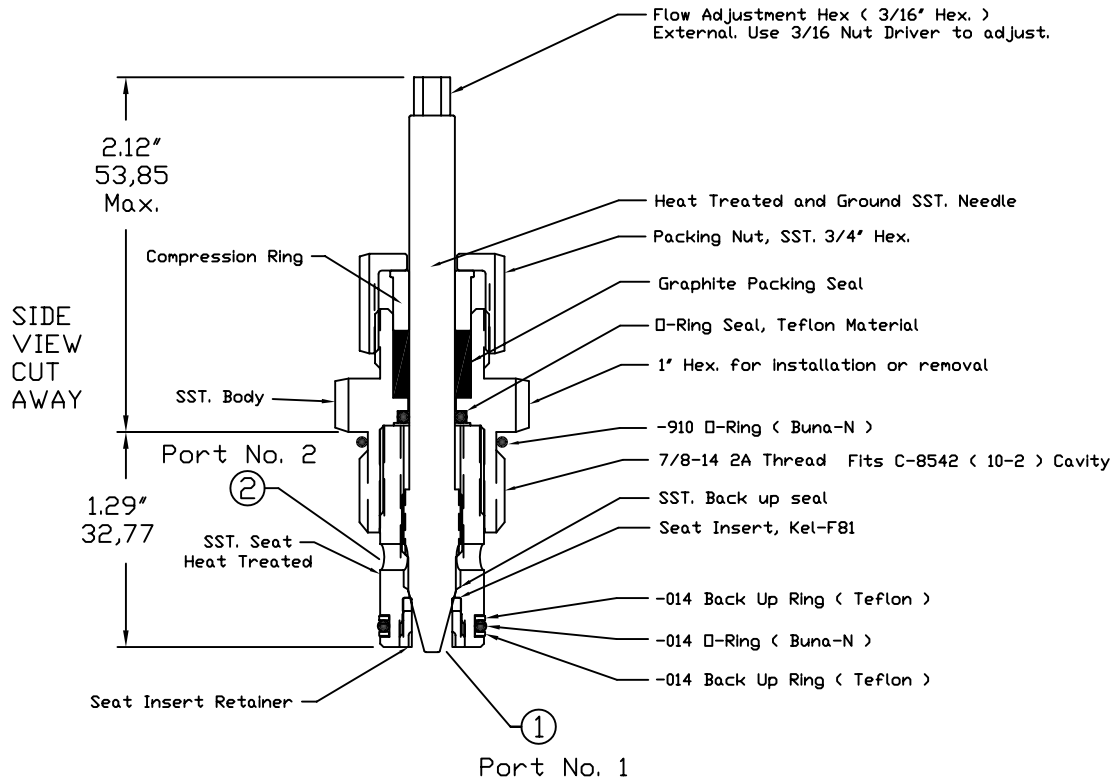
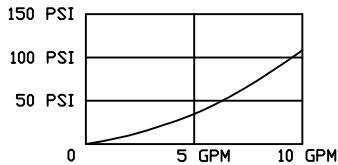
**FEATURES:**

- Positive shut off for gases or liquids.
- Pressures to 5,000 PSIG, Port 1
- Pressures to 3,000 PSIG, Port 2

**MATERIALS:**

- Cartridge: 303 / 304 SST & 17-4 SST hardened work surfaces. Kel-F seat, Graphite packing seal. Buna N and Teflon O-rings, Teflon back up standard.
- Install with 20 to 30 foot pounds torque on 1" Hex.
- Lubricate seals and threads before installation.

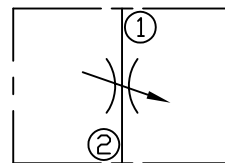
• PRESSURE DROP / FLOW



**ORDER INFORMATION:**

Doering Needle Valve  
 Part Number 1202022\*\*\*\*\*

Material Option: -S316  
 Enter -S316 for 316 & 17-4 SST



GRAPHIC SYMBOL

DNV SERIES  
 DOERING  
 NEEDLE VALVE

6343 RIVER ROAD SE ■ CLEAR LAKE, MN 55319 USA  
 Telephone: 320-743-2276 ■ Fax: 320-743-3723  
 mailbox@doering.com ■ www.doering.com

