

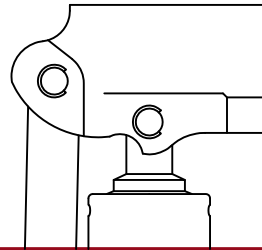
Pump & Handle Joining Options

No Joining Option


- Handle slides freely in and out of Pump Socket.

When Ordering Pump

Leave (Blank) for "No Joining Option"



"Non-Joining" Handle



When Ordering Handle

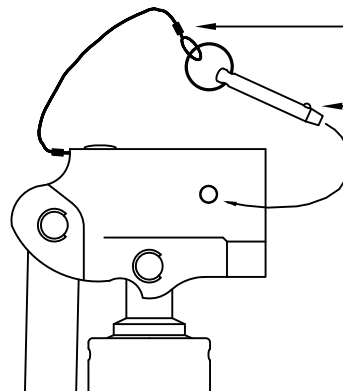
Leave (Blank) for "Non-Joining"

Lanyard and Pin

- Handle is attached to Pump by means of Ball Lock Pin with Lanyard.

When Ordering Pump


Select: "L" for "Lanyard and Pin"



Lanyard

Ball Lock Pin

"Joining" Handle



When Ordering Handle

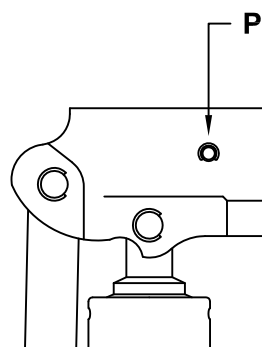
Select: "H" for "Joining"

Pin with E-clips

- Handle is attached to Pump by means of Pin with E-clips.

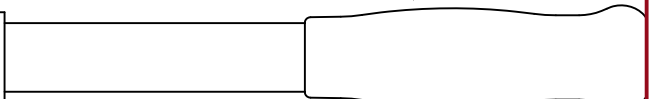
When Ordering Pump

Select: "P" for "Pin with E-clips"



Pin with E-clips

"Joining" Handle



When Ordering Handle

Select: "H" for "Joining"